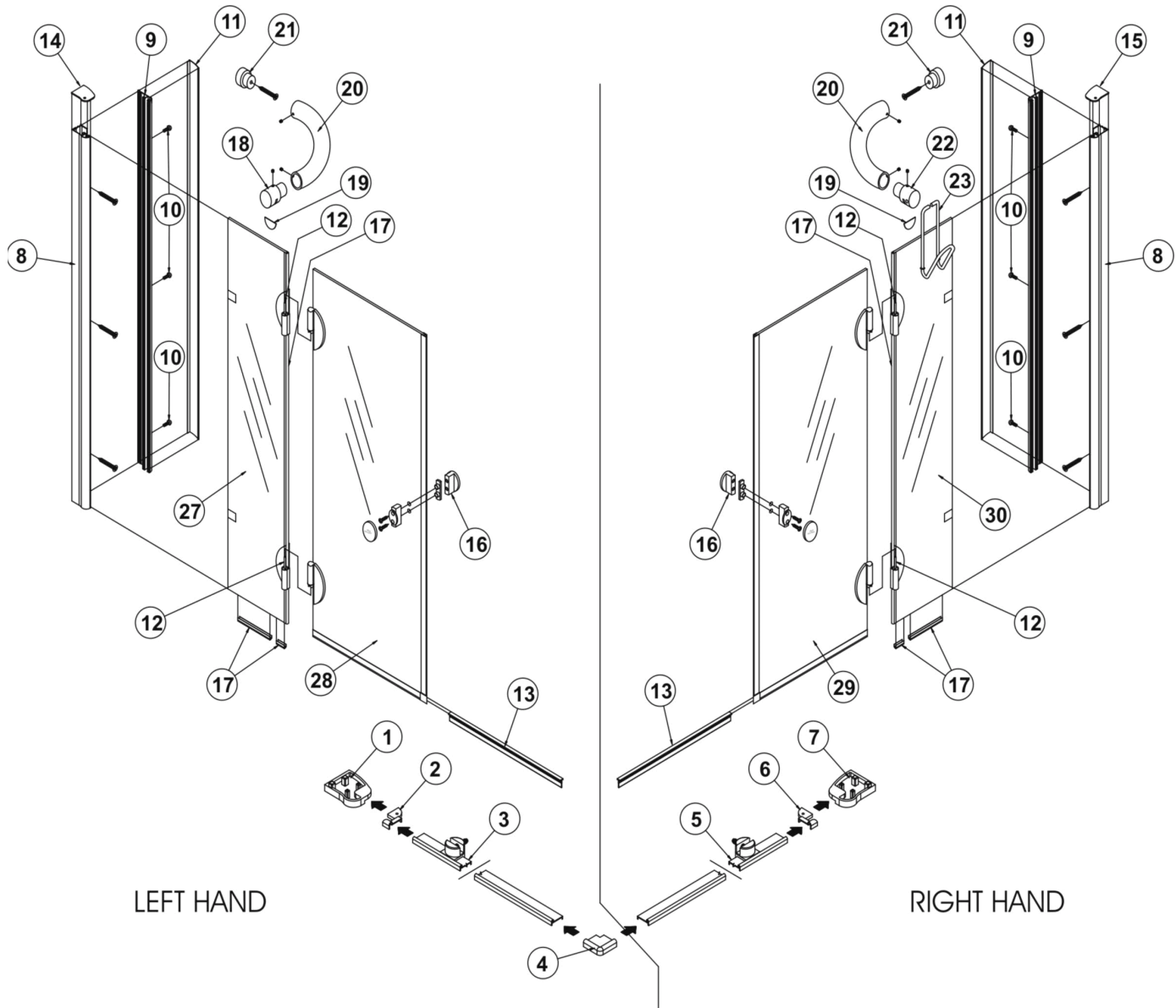


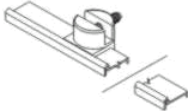

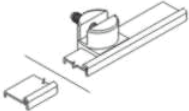















<p>

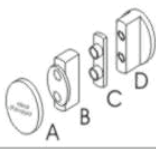












REF	1	2	3	4	5
COMPONENT					
CUSTOMER DESCRIPTION	L.H. WALL PROFILE BASE MOULDING	L.H. WALL CONNECTION MOULDING	L.H. BOTTOM RAIL, MOULDING AND SCREW	CORNER MOULDING	R.H. BOTTOM RAIL, MOULDING AND SCREW
QTY	1	1	1	1	1
SPARES CODE OR PACK	A	A	NO SPARES	A	NO SPARES
COMMENTS	AVAILABLE IN MOULDING PACK	AVAILABLE IN MOULDING PACK		AVAILABLE IN MOULDING PACK	




6	7	8			
			SEPARATE 		
R.H. WALL CONNECTION MOULDING	R.H. WALL PROFILE BASE MOULDING	WALL PROFILE WITH SEALS	WALL PROFILE		SEAL
1	1	2	2		4
A	A		EU100000AC - WHITE EU100000YB - SILVER		B
AVAILABLE IN MOULDING PACK	AVAILABLE IN MOULDING PACK		AVAILABLE ON IT'S OWN		AVAILABLE IN SEAL PACK





REF	9			10
COMPONENT		SEPARATE 		
CUSTOMER DESCRIPTION	WALL CLAMP PROFILE WITH SEALS	WALL CLAMP PROFILE		M4 x 10mm SCREW
QTY	2	2		4
SPARES CODE OR PACK		EU100001AC - WHITE EU100001YB - SILVER		B
COMMENTS		AVAILABLE ON IT'S OWN		AVAILABLE IN SEAL PACK

11	12	13	14	15
				
COVER PROFILE	HINGE PIN	FLAP SEAL	L.H. COVER CAP	R.H. COVER CAP
2	4	2	1	1
EU100005AC - WHITE EU100005YB - SILVER	NO SPARES	B	A	A
AVAILABLE ON IT'S OWN		AVAILABLE IN SEAL PACK	AVAILABLE IN MOULDING PACK	AVAILABLE IN MOULDING PACK

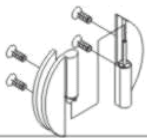
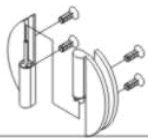

REF	16	17	18	19	20	21
COMPONENT						
CUSTOMER DESCRIPTION	OVAL KNOB	GLASS JOINT SEAL	GLASS CLAMP	CLAMP GASKET	BRACING BRACKET	WALL BOSS
QTY	2	2	1	1	1	1
SPARES CODE OR PACK	C	B	EU100281AC - WHITE EU100281AA - CHROME			
COMMENTS	PACK INCLUDES SCREWS	AVAILABLE IN SEAL PACK	LARGE BRACKET ASSEMBLY WITHOUT HOOK			






22	19	20	21	23
				
GLASS CLAMP FOR HOOK	CLAMP GASKET	BRACING BRACKET	WALL BOSS	HOOK
1	1	1	1	1
EU100280AC - WHITE EU100280AA - CHROME				
LARGE BRACKET ASSEMBLY WITH HOOK				

REF	24	25	26
COMPONENT			
CUSTOMER DESCRIPTION	FIXING PACK	SCREW COVER CAP	ALLEN KEY PACK
QTY	2	16	1
SPARES CODE OR PACK	EU10027767	D	EU10029467
COMMENTS	AVAILABLE INDIVIDUALLY	PACKS CONTAIN 4-OFF	

REF	27	28	29	30
COMPONENT				
CUSTOMER DESCRIPTION	L.H. INFILL PANEL	L.H. DOOR	R.H. DOOR	R.H. INFILL PANEL
QTY	1	1	1	1
SPARES CODE OR PACK	NO SPARES	NO SPARES	NO SPARES	NO SPARES
COMMENTS	IF GLASS BREAKS NEED TO SEND TOP LEVEL CODE (WHOLE ASSEMBLY)			

ADDITIONAL SPARES

COMPONENT			
DESCRIPTION	R.H. HINGE	L.H. HINGE	'O' RING FOR HOOK
SPARES CODE OR PACK	EU100025AC - WHITE EU100025AA - CHROME	EU100024AC - WHITE EU100024AA - CHROME	EU10028767
COMMENTS	CODES ARE FOR ONE HINGE ASSEMBLY	CODES ARE FOR ONE HINGE ASSEMBLY	AVAILABLE INDIVIDUALLY

 001A	 001B			
CORNER MOULDING FOR A L.H. UNIT	CORNER MOULDING FOR A R.H. UNIT	45° MAGNETIC SEAL RH (S-N) FOR A R.H. UNIT	45° MAGNETIC SEAL LH (N-S) FOR A L.H. UNIT	CARRIER SEAL
E	E	B	B	B
AVAILABLE IN CLR MLDG PACK	AVAILABLE IN CLR MLDG PACK	AVAILABLE IN SEAL PACK	AVAILABLE IN SEAL PACK	AVAILABLE IN SEAL PACK

Ref.	Description	Part No.
A	Bliss Enclosures White Moulding Pack (was LV422AC)	-
A	Bliss Enclosures Chrome Moulding Pack	LV422AA
B	Bliss Enclosures Spares Seal Pack	LV41767
C	Bliss Enclosures White Oval Knob Pack	LV418AC
C	Bliss Enclosures Chrome Oval Knob Pack	LV418AA
D	Bliss Hinge White Cover Cap Pack	LV420AC
D	Bliss Hinge Chrome Cover Cap Pack	LV420AA
E	Bliss Enclosures Clear Moulding Pack	LV41967
-	WHITE COVER PROFILE LENGTH 1886MM	LV423AC
-	SIL/BRL COVER PROFILE LENGTH 1886MM	LV423YB
-	WHITE WALL CLAMP PROFILE 1886MM	LV427AC
-	SIL/BRL WALL CLAMP PROFILE 1886MM	LV427YB
-	WHITE WALL PROFILE 1886MM	LV428AC
-	SIL/BRL WALL PROFILE 1886MM	LV428YB
3a	BLISS BOTTOM RAIL 750 SEAL LH (for 800)	LV456--
3	BLISS 900 C/ENTRY RAIL 782MM LH	LV660--
5a	BLISS BOTTOM RAIL 750 SEAL RH (for 800)	LV457--
5	BLISS 900 C/ENTRY RAIL 782MM RH	LV661--
33	M4X10MM A2 BUTTON POZI HEAD SCREW ST/ST	EU10056367
40	BLISS HINGE GASKET CLEAR	LV60767
100	GLASS JOINT SEAL	LV67367
101	OFFSET WASHER - WHITE	LV651AC

NB -- colour/finish options

Silver = AA
White = AC